



3 Strange Survival Items You Should Carry... (All-The-Time!)

posted in SURVIVAL EQUIPMENT WEAPONS COMMENTS (11)

When people think about prepping for survival, they most often think about bugging out, stockpiling food, travel routes, etc.

However, have you ever thought about how you'd survive the extreme initial stages of a disaster, such as:

- Riots
- Looters
- Mass Attacks
- Hostage Crisis
- Other threats caused by civil unrest

Now many of you might think this is overkill. That's fine.

But I'm of the mindset that you NEVER know when an attack is about to happen and in what form it will come.

Sept. 11 was a good example of that. So was Katrina. And look at all the demonstrations that are happening these days? It doesn't take much for these things to turn ugly...FAST!

So here are 3 of the "weirder" survival items most people don't think about carrying, that I feel you should have on you at all times:

1. Mini-Prybar



The number of uses for a pry-bar are endless. The model I carry is the "Exhumer 8" from Dead On Tools.

If you're on the run or bugging out, you can use it for breaching obstacles, gaining entrance to a door or even getting out of a trapped car.

I have mine wrapped in 550 paracord and it's a beast of a self-dense tool as both ends are brutally sharp and will seriously jack someone up!

2. Universal Handcuff Key



As controversial as it may seem to some, you want to be able to escape from handcuffs if you need to.

Search... [magnifying glass icon]

Survival Spot
 Like 3,538

Recommendations

Sign Up Create an account or **Log In** to see what your friends recommend.

7 Types Of Campers | Survival Spot
9 people recommend this.

How to Handle a Police Encounter | Survival Spot
3 people recommend this.

How To Survive a Zombie Apocalypse | Survival Spot
19 people recommend this.

Facebook social plugin

SURVIVAL GEAR REVIEWS

- Maxpedition EDC Pocket Organizer
- Kely Carport Deluxe
- Solar Joos
- Guide Gear 10x10' Teepee Tent
- Gerber Apocalypse Kit

Survival Spot

See On **Pinterest**

There are plastic keys now that fit nearly all (or all) handcuffs universally and take up no room at all.

I use the one from Magna Light and I've sewn my pants tag partially closed so it creates a snug pocket to hide this key.

If you're ever handcuffed behind your back (as in say a home invasion, hostage situation, etc.), you can easily get the key and unlock yourself or hand it off to someone else to unlock you.

3. Security Officer's Badge



The thing about thugs is that they know that the stakes are much higher if they attack a police officer.

Now, I'm not saying to impersonate an officer, but let's say you get trapped in a riot as a result of a demonstration that went horribly wrong.

Assuming that police aren't the target of the demonstrators, having a badge that looks like an officer's badge could ward off attackers who think you're just another easy mark as they rampage through the area.

You just take out the badge and tell them to "Back off! Just go your way and I'll go mine and neither of us need to make this an issue. Got it?" and then back out to safety as you assume their agreement.

There's a bunch of other stuff you should carry as well.

In fact, I actually carry 29 URBAN SURVIVAL RESPONSE ITEMS on me at all times!

These are all items you would use for survival or during an "escape & evasion" scenario where you were targeted or caught up in a violent attack, (such as in a riot or looting as a result of natural disaster, etc.)

Now you'd think that 29 survival items would make you look like you're loaded up for a trip up Mt. Everest, right?

But actually, no one would ever know you're carrying this stuff!

All of the items fit in a small survival bag (that's only 7" x 8.5") that I keep on me, either in a laptop case that I'd normally carry anyway, on my person, or in my "map case bag" from my military days.

It's literally almost like having a Batman Utility Belt on you at all times!

You can decide what works best for you, but I'd personally feel naked without these survival items. The confidence you'll have knowing that you're prepared for anything is a real comfort in today's world.

[Via ModernSurvivalBlog.com]

You may also like -



How to Prepare Your Child to Handle an Emergency



Jesse Ventura and Alex Jones - THE US GOVERNMENT SHUTDOWN was a LIE



How To Build a Cold Weather Debris Hut



Strategic Relocation With Joel Skousen & Alex Jones



Gun Laws By State

Subscribe

Subscribe to our e-mail newsletter to receive updates.

E-mail

Submit

Related Posts:

- Yeti Versus Yeti
- Meet Wim Hof
- Unique Survival Gear You May Not Have Heard Of



- 9 Rural Security Techniques
- The 50 Best Guns Ever Made

Comments (11)



Sort by: [Date](#) [Rating](#) [Last Activity](#)



Dan · 140 weeks ago



I like the article, as for badges I thought a security badge could be miss construed by law enforcement, so I went with a Concealed Carry Badge.
I have a cuff key always laced to the inside fold of my combat boots. I figured they are gonna make you kneel so boot was my first thought. I do like the pant tag sewed in... I may try that too!.

[Reply](#)

[Report](#)



BorntoVenture · 140 weeks ago



I'd like to weigh in on item #2 and #3. #2 being the handcuff key I also think is a good idea and I like the method the author described for concealing theirs. Handcuffs are cheap, readily available, and have been used by attackers in home invasions many times. If you are really concerned about security and wish to be prepared modifying your wardrobe to always have a hidden key would be a small price if you ever needed it to save your life.

On #3 I do see what the author is saying by carrying the badge however there is a very critical downside to this. Many times over the years during robberies off-duty law enforcement have been killed from carrying their badge. An example that stand out is a robbery at a small town barber shop, when the assailants searched everyone and found the man in the chair to have a badge but no gun they shot him dead. Witnesses said the robbers appeared to have no intention of hurting anyone until the badge was found. While these cases are few and far between it is something worth thinking about.

An old police motto works well for this as well, "where your badge goes, your firearm goes."

[Reply](#)

▼ 1 reply · active 9 weeks ago

[Report](#)



Lime Green Medic · 9 weeks ago



Exactly. If you're gonna carry your shield, you better be carrying your piece.

[Reply](#)

[Report](#)



Richard Kleimeier · 140 weeks ago



I Love this article. I was working as an EMT when the Rodney King Riots broke out... the link to the 29 items you carry takes me to 100 items, not the right link. Can you please correct the link or send out an updated link???

Thanks so much,

Richard K

[Reply](#)

▼ 3 replies · active 39 weeks ago

[Report](#)



Ted · 69 weeks ago



agreed. What are the 29 things?

[Reply](#)

[Report](#)



Jayne S. · 69 weeks ago



Yes, please...it sounds like an intriguing & helpful list!

[Reply](#)

[Report](#)



Tripp · 39 weeks ago



I know these comments are old but this article is getting Facebook postings right now. I'm sure others will be coming here and have the same questions.

I did some Googling hoping to find an article with the 29 items. I found this article was originally posted on another site. The posting on that site didn't include a link. It seems the link was added by the editors of this site when the article was re-posted. The author was linking to something else he had written.

[Reply](#)

[Report](#)






Matt · 71 weeks ago



If you flash a badge during a riot, wouldn't that make you more of a target? I remember the Rodney King Riots from when I was a kid, and even the cops were getting beaten.

[Reply](#)




[Report](#)

 anonymous · 52 weeks ago o  

#2 is a really good idea. #3 ill do you one better and just take my police officer everywhere with me.)

Reply




Report

 Neon · 39 weeks ago o  

The only item you actually "need" in a crisis is water. Knives can be crafted, other tools and weapons can be crafted. Make water and food priority. Use the **** around you to craft what you need. Seriously, this article is such a load of crap.

Reply

Report

 anon · 30 weeks ago o  

"Pretending" to be a cop makes you MORE of a target....

Reply

Report

Post a new comment

Enter text right here!

Comment as a Guest, or login: [intensedebate](#) [WORDPRESS.COM](#) [twitter](#) [facebook](#)

Name Email Website (optional)

Displayed next to your comments. Not displayed publicly. If you have a website, link to it here.

Subscribe to

Submit Comment

FIND OUT MORE

- [Beginners Guide to Survival](#)
- [What is a Prepper?](#)
- [Survival Glossary](#)
- [The Survival Library](#)
- [The Archives](#)
- [Sitemap](#)

CUSTOMER SERVICE

- [Advertising](#)
- [Product Review](#)
- [Privacy Policy](#)
- [Disclaimer](#)

CONNECT WITH US

- [Pinterest](#)
- [Facebook](#)
- [Twitter](#)
- [Youtube](#)
- [Contact Us](#)

ABOUT SURVIVAL SPOT

- [About Us](#)
- [Our Authors](#)
- [Write For Survival Spot](#)
- [Link To Us](#)

(adsbygoogle = window.adsbygoogle || []).push({});



© 2013 | Survival Spot™